

Scaled data based on original data using
LM-79-08 Approved Method: Electrical and Photometric Measurements of Solid-
State Lighting Products

Test Report Prepared for
Cooper Lighting Solutions
(formerly Eaton)

Brand: INVUE

Report Number: P672846

Luminaire Tested: **CCP-SA-1F-750-U-RW**

Issue Date: 04/16/2023



Test Information

Test Method: LM-79-08
Report Number: P672846
Test Lab: INNOVATION CENTER(G2)
Issue Date: 04/16/2023
Manufacturer: COOPER LIGHTING SOLUTIONS (FORMERLY EATON)
Product Line: INVUE
Catalog Number: CCP-SA-1F-750-U-RW
Description: INVUE CLEAR CURVE POLE MOUNT LIGHT SQUARE LUMINAIRE @1200mA w/ RW distribution lens
Light Source: (16) 5000K CCT, 70 CRI LEDS
Ballast/Driver: ELECTRONIC DRIVER

Summary

Lumens per Lamp: N/A
Luminaire Lumens: 7801.6 lumens
Efficiency: N/A
Efficacy: 116.4 lumens/watt
Luminous Opening: Rectangular (W 1' x L: 0.5' x H: 0')
IES Classification: Type II - Medium
BUG Rating: B3 - U0 - G3

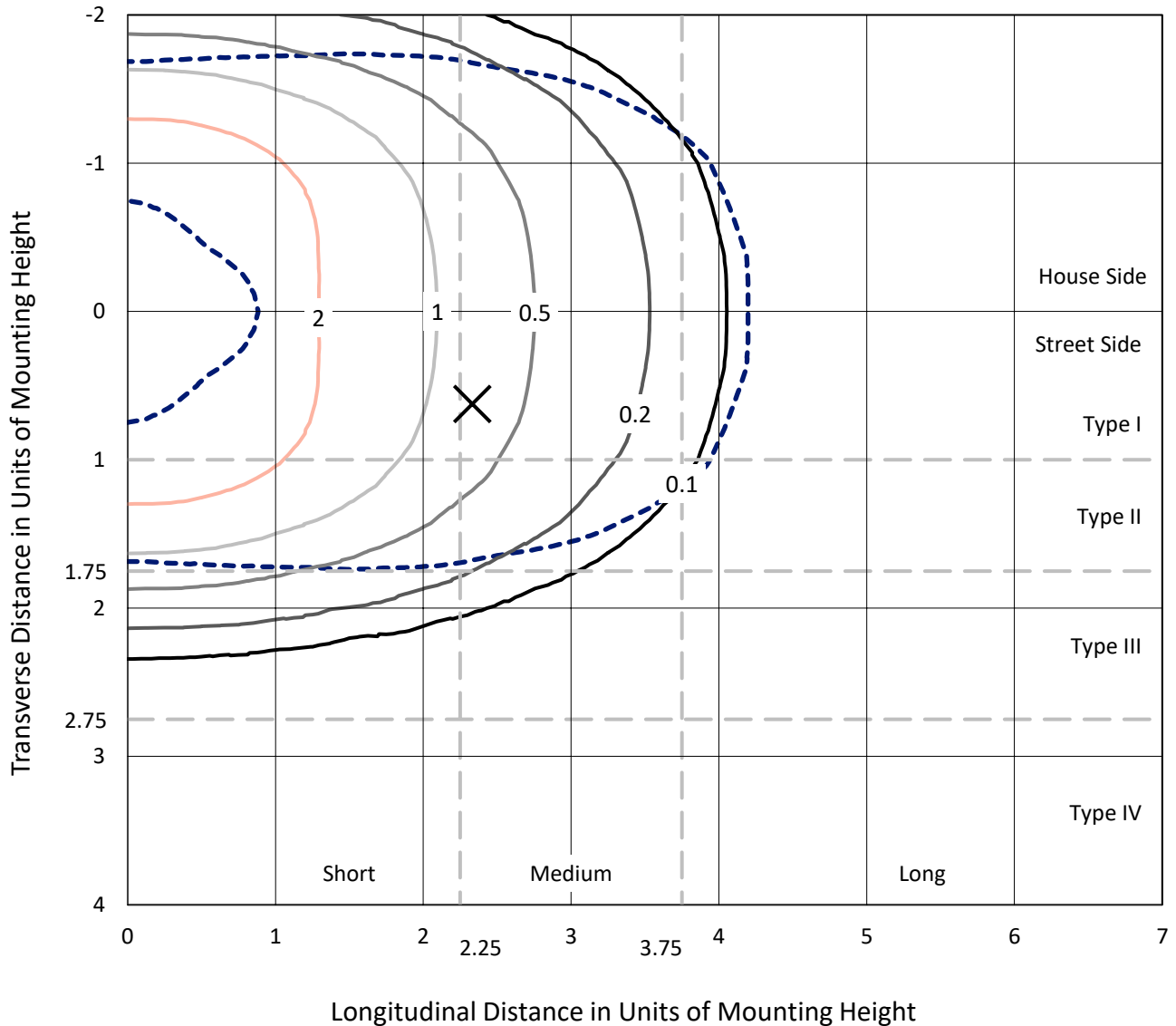
Input Watts (W): 67
Input Voltage (V): 120
Input Current (Ain): NR
Voltage Rise (V): NR
Power Factor: NR
Total Harmonic Distortion (THDi): NR
Frequency (hertz): 60
Stabilization Time: NR
Operation Time: NR
Ambient Temperature (°C): NR
Test Distance: 25 FT



REPORT NUMBER: P672846
 CATALOG NUMBER: CCP-SA-1F-750-U-RW

Iso-Footcandle Lines of Horizontal Illumination

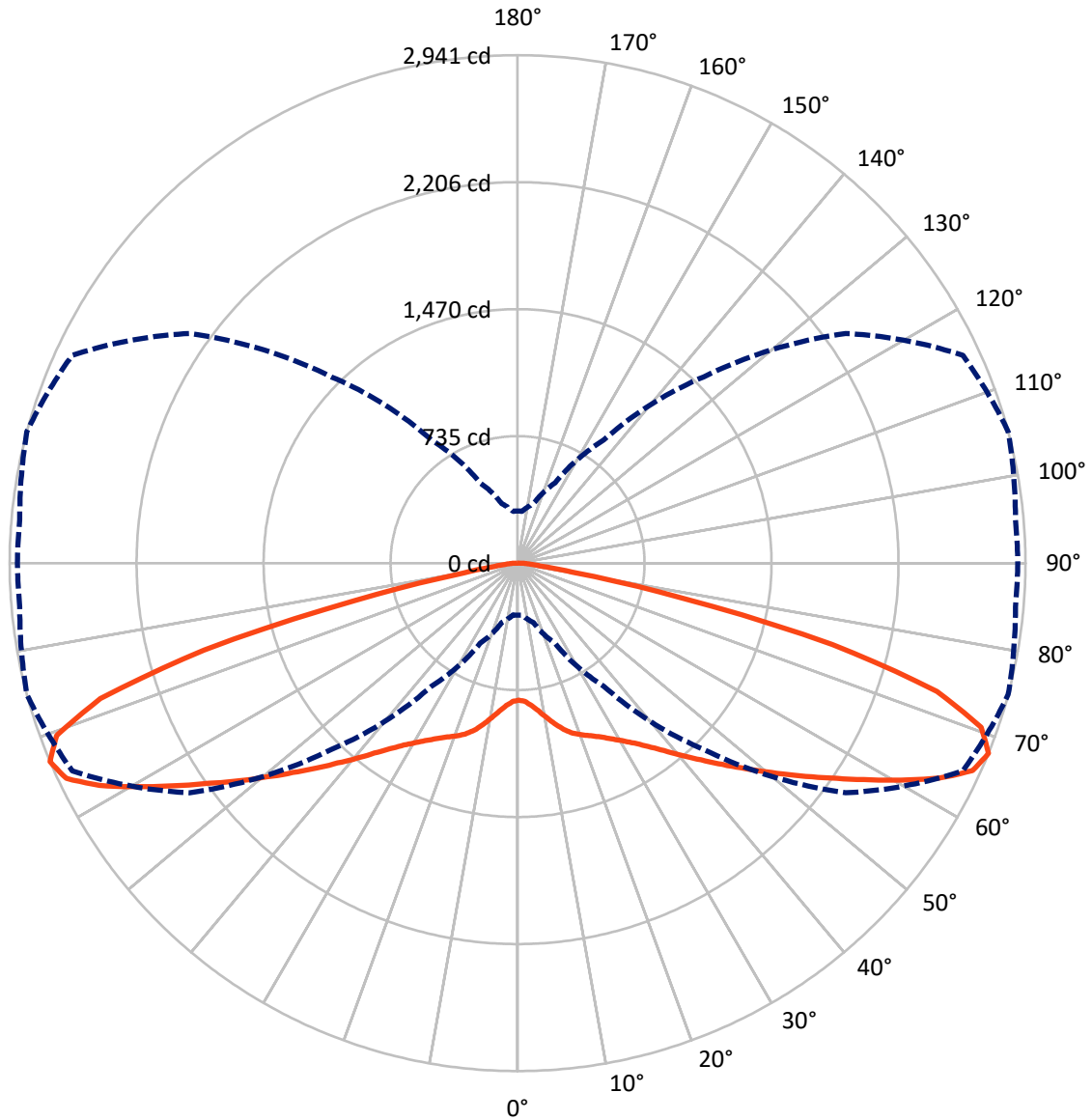
× Max cd
 - - - 1/2 Max cd



Based on 15 foot mounting height. Maximum calculated value = 4.1 fc
 Type II - Medium - N/A

REPORT NUMBER: P672846
CATALOG NUMBER: CCP-SA-1F-750-U-RW

Luminous Intensity Polar Plot



— Vertical Plane Through 75-Deg Lateral - - - Horizontal Cone Through 67.5-Deg Vertical

REPORT NUMBER: P672846

CATALOG NUMBER: CCP-SA-1F-750-U-RW

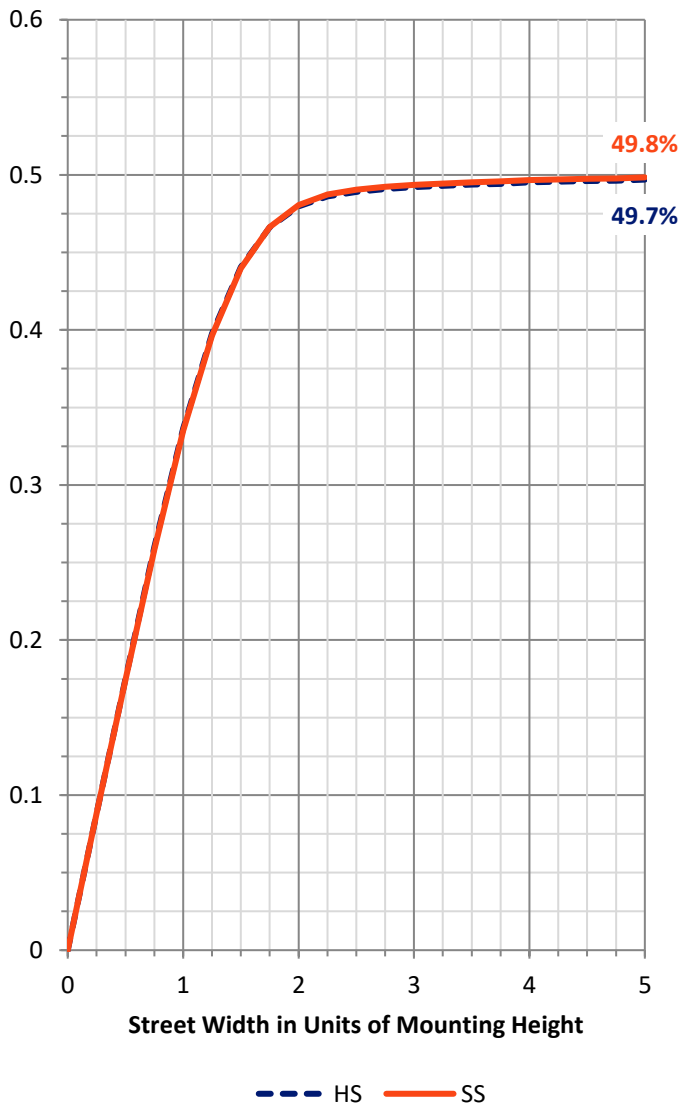
FLUX DISTRIBUTION:

		Downward	Upward	Total
House Side	Lumens	3900.8	0.0	3900.8
	% Fixture	50.0	0.0	50.0
Street Side	Lumens	3900.8	0.0	3900.8
	% Fixture	50.0	0.0	50.0
Total	Lumens	7801.6	0.0	7801.6
	% Fixture	100.0	0.0	100.0

Coefficient of Utilization

ZONAL LUMENS:

Zone	Lumens	% Fixture
0°-10°	78.5	1.0
10°-20°	264.6	3.4
20°-30°	516.7	6.6
30°-40°	891.5	11.4
40°-50°	1444.0	18.5
50°-60°	1963.9	25.2
60°-70°	1811.8	23.2
70°-80°	758.1	9.7
80°-90°	72.4	0.9
90°-100°	0.0	0.0
100°-110°	0.0	0.0
110°-120°	0.0	0.0
120°-130°	0.0	0.0
130°-140°	0.0	0.0
140°-150°	0.0	0.0
150°-160°	0.0	0.0
160°-170°	0.0	0.0
170°-180°	0.0	0.0
0°-90°	7801.6	100.0
0°-180°	7801.6	100.0



REPORT NUMBER: P672846

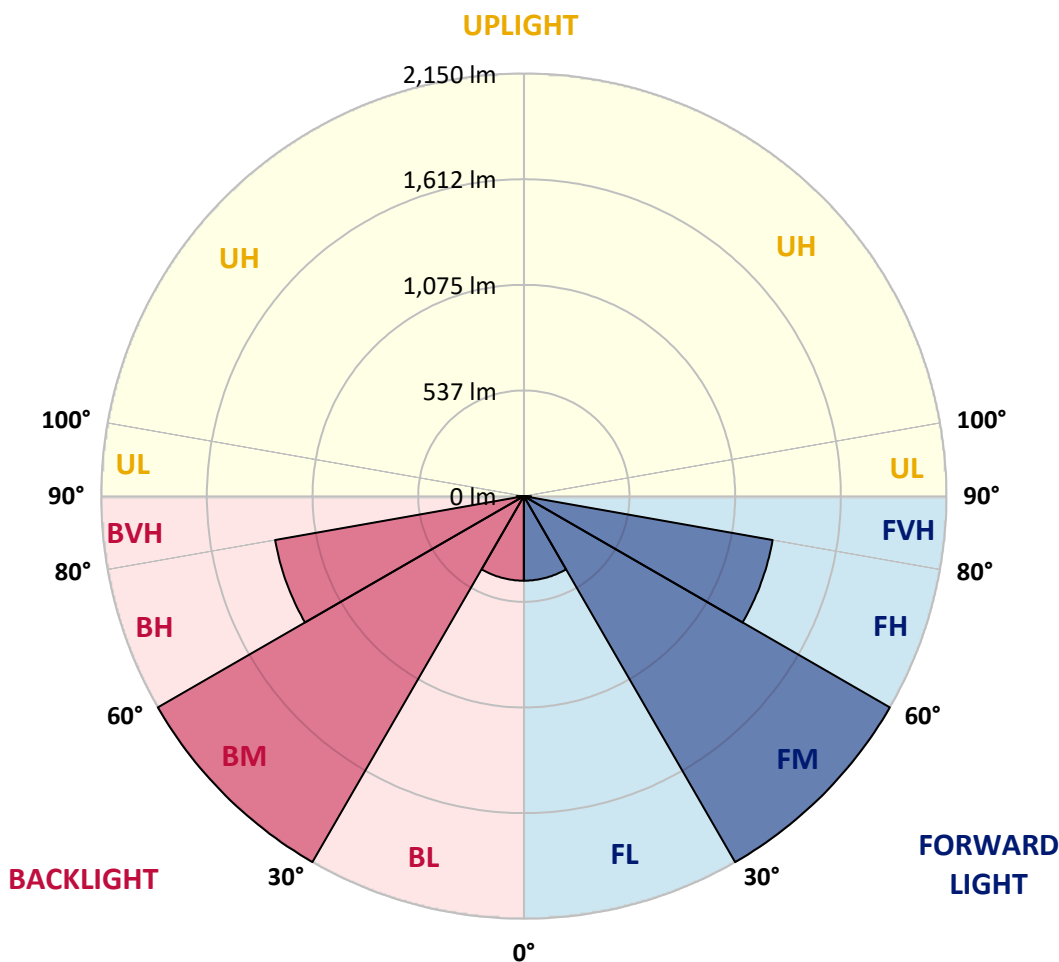
CATALOG NUMBER: CCP-SA-1F-750-U-RW

LUMINAIRE CLASSIFICATION SYSTEM LUMEN TABLE AND BUG RATING:

Zone	Lumens	% Fixture	Zone Rating/Lumen Limit		
			B	U	G
FL (0°-30°)	430.0	5.5			
FM (30°-60°)	2149.7	27.6			
FH (60°-80°)	1284.9	16.5			G1/1800
FVH (80°-90°)	36.2	0.5			G1/100
BL (0°-30°)	430.0	5.5	B1/500		
BM (30°-60°)	2149.7	27.6	B2/2500		
BH (60°-80°)	1284.9	16.5	B3/2500		G3/2500
BVH (80°-90°)	36.2	0.5			G1/100
UL (90°-100°)	0.0	0.0		U0/0	
UH (100°-180°)	0.0	0.0		U0/0	

BUG Rating: B3-U0-G3

Type II Medium





REPORT NUMBER: P672846
 CATALOG NUMBER: CCP-SA-1F-750-U-RW

CANDELA DISTRIBUTION (FULL):

	0°	5°	15°	25°	35°	45°	55°	65°	75°	85°	90°
0°	793.7	793.7	793.7	793.7	793.7	793.7	793.7	793.7	793.7	793.7	793.7
2.5°	788.6	788.6	790.9	793.7	794.8	797.1	797.6	797.6	801.0	800.4	801.0
5°	786.4	786.4	790.3	795.4	801.0	807.7	814.4	818.4	826.8	828.5	829.0
7.5°	788.6	789.2	794.8	803.2	812.8	825.1	838.0	848.7	862.7	867.7	871.1
10°	797.1	797.6	804.9	816.7	831.3	849.2	867.7	884.6	907.0	917.1	918.8
12.5°	810.0	810.5	821.2	840.2	861.0	883.4	904.2	925.5	953.6	968.7	972.1
15°	829.6	827.9	844.7	872.8	901.9	930.0	948.5	969.3	999.0	1018.6	1023.7
17.5°	856.5	857.6	878.4	914.3	950.2	978.8	997.3	1009.1	1034.9	1055.1	1060.1
20°	890.2	895.2	921.6	963.1	1005.2	1035.4	1048.3	1046.7	1061.2	1078.6	1082.6
22.5°	937.8	941.2	973.2	1019.7	1068.0	1099.4	1104.4	1085.9	1085.4	1096.6	1101.6
25°	993.9	996.7	1030.4	1084.2	1135.3	1168.4	1163.3	1131.4	1114.5	1115.1	1118.5
27.5°	1059.6	1065.2	1100.0	1154.9	1207.6	1237.9	1230.6	1184.1	1151.0	1140.9	1138.7
30°	1144.8	1151.0	1186.3	1239.1	1285.6	1312.5	1301.3	1242.4	1193.1	1176.2	1172.9
32.5°	1255.9	1255.3	1291.8	1342.8	1375.4	1392.7	1370.9	1304.1	1241.9	1219.4	1214.9
35°	1370.3	1375.9	1411.8	1461.2	1485.9	1487.0	1452.2	1377.0	1303.0	1264.3	1255.9
37.5°	1499.3	1502.1	1543.6	1590.2	1606.5	1597.5	1545.9	1462.3	1377.0	1336.1	1321.5
40°	1631.7	1634.5	1682.7	1727.6	1745.6	1724.2	1656.4	1556.5	1464.5	1419.7	1411.3
42.5°	1754.5	1761.8	1815.7	1868.4	1885.8	1861.1	1779.2	1659.7	1557.1	1513.9	1502.7
45°	1856.6	1864.5	1925.1	1992.4	2023.2	2003.0	1910.5	1775.9	1663.7	1617.1	1598.0
47.5°	1933.5	1943.6	2008.1	2088.8	2148.9	2144.9	2050.1	1898.7	1778.1	1723.1	1705.7
50°	1986.2	1996.9	2066.4	2153.3	2243.7	2273.9	2192.0	2034.4	1905.4	1843.7	1831.9
52.5°	1990.1	1999.7	2079.3	2187.6	2308.2	2374.9	2331.7	2177.5	2045.7	1981.7	1973.3
55°	1902.6	1909.3	2015.4	2159.5	2334.5	2452.3	2459.0	2333.4	2195.4	2130.9	2127.0
57.5°	1701.8	1711.3	1838.1	2028.8	2290.8	2502.2	2569.5	2496.6	2364.8	2304.2	2300.9
60°	1374.8	1387.1	1531.9	1785.4	2132.6	2489.3	2663.2	2649.8	2549.9	2491.0	2488.8
62.5°	969.8	974.3	1125.2	1404.5	1823.0	2352.5	2708.7	2799.0	2741.7	2682.3	2685.7
65°	569.9	576.1	686.6	937.8	1382.7	2037.8	2630.1	2902.7	2895.4	2841.0	2846.6
67.5°	301.2	301.2	356.7	512.7	869.4	1525.7	2317.7	2845.5	2940.9	2893.2	2896.0
70°	208.1	207.5	217.6	257.5	420.1	945.7	1733.8	2546.0	2848.3	2830.4	2837.7
72.5°	176.1	175.0	175.6	181.2	213.7	427.4	1052.8	1961.0	2539.3	2566.7	2572.9
75°	154.3	152.6	151.4	150.3	153.1	194.1	480.1	1209.9	1882.4	2055.2	2051.8
77.5°	132.9	131.8	130.7	126.8	122.3	127.3	196.3	544.1	968.1	1142.6	1130.2
80°	109.4	109.4	111.1	105.5	97.0	93.7	117.2	203.1	321.4	335.4	308.5
82.5°	85.8	85.8	94.2	86.4	76.3	67.9	81.3	108.3	130.7	106.0	86.4
85°	60.6	61.1	78.5	71.8	58.9	39.3	50.5	64.5	73.5	46.6	36.5
87.5°	24.7	26.4	48.8	38.7	37.0	19.6	23.6	28.6	36.5	19.6	15.7
90°	0.0	0.0	0.0	0.0	0.0	0.0	0.0	0.0	0.0	0.0	0.0

(END OF REPORT)